



Busy Books

User's Manual



vtech[®]

Dear Parent,

At VTech® we know that a child's imagination is a truly wonderful thing and needs to be developed and nurtured. That's why we created the **Thomas & Friends™** learning series of interactive learning toys to stimulate children's imaginations, while also teaching vital preschool concepts such as the letters, numbers, phonics, counting, vocabulary and music.

Through the use of unique technology and engaging child-directed role-play scenarios, **Thomas & Friends™** characters magically come to life to guide children through learning activities. These engaging characters foster children's critical reasoning skills, enhance their fine motor skills and engage them in exciting role-play activities for endless hours of learning fun.

At VTech® we know that a child has the ability to do great things. That's why all of our electronic learning products are uniquely designed to develop a child's mind and allow them to learn to the best of their ability. We thank you for trusting VTech® with the important job of helping your child learn and grow!

Sincerely,

Your Friends at VTech®


Other VTech® toys, visit www.vtech.com.

To learn more about **Thomas & Friends™** visit
www.thomasandfriends.com

INTRODUCTION

Thank you for purchasing the **VTech® Thomas & Friends™ Busy Books!**

With one touch, your child becomes part of an interactive story! The **Thomas & Friends™ Busy Books** include three interchangeable stories and a Thomas™ pointer. On each page, your child will discover touch-sensitive words and colorful pictures. Three modes of play keep your child entertained while learning words, colors, shapes and sounds.



INCLUDED IN THIS PACKAGE


- One VTech® Thomas & Friends™ Busy Books learning toy
- Three activity books - Explore Colors & Shapes, Word Journey, Sound World.
- One instruction manual

WARNING: All packing materials, such as tape, plastic sheets, wire ties and tags are not part of this toy, and should be discarded for your child's safety.

GETTING STARTED

BATTERY INSTALLATION

1. Make sure the unit is turned **OFF**.
2. Locate the battery cover on the back of the unit. Use a coin or screwdriver to loosen the screw.
3. Install 2 new 'AA' (UM-3/LR6) batteries following the diagram inside the battery box. (The use of new alkaline batteries is recommended for maximum performance.)
4. Replace the battery cover and tighten the screw to secure the battery cover.



BATTERY NOTICE

- Install batteries correctly observing the polarity (+, -) signs to avoid leakage.
- Do not mix old and new batteries.
- Do not mix batteries of different types: alkaline, standard (carbon-zinc) or rechargeable (nickel-cadmium).
- Remove the batteries from the equipment when the unit will not be used for an extended period of time.

- Always remove exhausted batteries from the equipment.
- Do not dispose of batteries in fire.
- Do not attempt to recharge ordinary batteries.
- The supply terminals are not to be short-circuited.
- Only batteries of the same and equivalent type as recommended are to be used.

WE DO NOT RECOMMEND THE USE OF RECHARGEABLE BATTERIES.



PRODUCT FEATURES

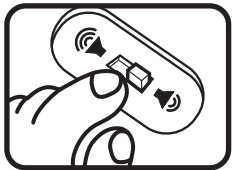
1. ON/OFF BUTTON

To turn the unit **ON**, press the **ON/OFF BUTTON** . To turn the unit **OFF**, press the **ON/OFF BUTTON** again.




2. VOLUME CONTROL SWITCH

To adjust the volume, slide the **VOLUME CONTROL SWITCH** at the back of the unit to low () for **LOW** volume or to high () for **HIGH** volume .



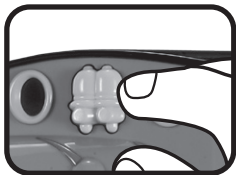
3. THOMAS™ MUSIC BUTTON

Press Thomas' face to hear a song played.



4. WHISTLE BUTTON

Press the Whistle Button to hear Thomas' whistle.



5. ACTIVITY BOOK STORAGE

For convenience, a storage compartment for all three activity books is located at the back of the product.

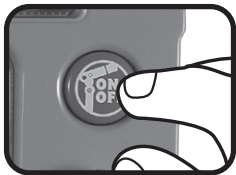


6. AUTOMATIC SHUT-OFF


To preserve battery life, the **Thomas & Friends™ Busy Books** will automatically power-down after approximately three minutes without input. The unit can be turned on again by pressing the on/off button.

ACTIVITIES

1. Press the **ON/OFF** button. You will hear Sir Topham Hatt welcome you.




2. Choose a book and align the hinge of the book with the slot to set it in place. You can choose from three books: Explore Colors & Shapes, Word Journey, and Sound World. To remove a book, lift the bottom end of the book up.




3. Choose a mode of play by sliding the mode selector switch to Learn, Game or Follow mode.



4. Use your **Thomas™** pointer to touch the images with descriptions on each page. There are a total of five touch-sensitive images on each page. As you touch them, you will hear them identified.




5. Press the left or right Wheel Button to listen to facts while in Learn Mode. Press the middle Wheel Button and a True or False question will be asked. Answer it by pressing the left Wheel Button for “true” or the right Wheel Button for “false.”



6. As you turn each page of the book, the new page will be automatically recognized.



7. When there is no activity book inserted into the toy, you can still play by touching the characters on the toy with your Thomas™ pointer.



CARE & MAINTENANCE

1. Keep the unit clean by wiping it with a slightly damp cloth.
2. Keep the unit out of direct sunlight and away from any direct heat source.
3. Remove the batteries when the unit is not in use for an extended period of time.
4. Do not drop the unit on hard surfaces and do not expose the unit to moisture or water.

TROUBLESHOOTING

If for some reason the program/activity stops working or malfunctions, please follow these steps:

1. Please turn the unit **OFF**.
2. Interrupt the power supply by removing the batteries.
3. Let the unit stand for a few minutes, then replace the batteries.
4. Turn the unit **ON**. The unit should now be ready to play again.
5. If the product still does not work, replace with a new set of batteries.

If the problem persists, please call our Consumer Services Department at 1-800-521-2010 in the U.S. or 1-877-352-8697 in Canada, and a service representative will be happy to help you.

IMPORTANT NOTE:

Creating and developing **Thomas & Friends™** products is accompanied by a responsibility that we at **VTech®** take very seriously. We make every effort to ensure the accuracy of the information which forms the value of our products. However, errors sometimes can occur. It is important for you to know that we stand behind our products and encourage you to call our Consumer Services Department at 1-800-521-2010 in the U.S. or 1-877-352-8697 in Canada, with any problems and/or suggestions that you might have. A service representative will be happy to help you.

Note:

This equipment has been tested and found to comply with the limits for a Class B digital device, pursuant to Part 15 of the FCC Rules. These limits are designed to provide reasonable protection against harmful interference in a residential installation. This equipment generates, uses and can radiate radio frequency energy and, if not installed and used in accordance with the instructions, may cause harmful interference to radio communications. However, there is no guarantee that interference will not occur in a particular installation. If this equipment does cause harmful interference to radio or television reception, which can be determined by turning the equipment off and on, the user is encouraged to try to correct the interference by one or more of the following measures:

- Reorient or relocate the receiving antenna
- Increase the separation between the equipment and receiver
- Connect the equipment into an outlet on a circuit different from that to which the receiver is connected
- Consult the dealer or an experienced radio/TV technician for help

Caution : Changes or modifications not expressly approved by the party responsible for compliance could void the user's authority to operate the equipment.

THIS DEVICE COMPLIES WITH PART 15 OF THE FCC RULES. OPERATION IS SUBJECT TO THE FOLLOWING TWO CONDITIONS: (1) THIS DEVICE MAY NOT CAUSE HARMFUL INTERFERENCE, AND (2) THIS DEVICE MUST ACCEPT ANY INTERFERENCE RECEIVED, INCLUDING INTERFERENCE THAT MAY CAUSE UNDESIRE OPERATION.

THIS CLASS B DIGITAL APPARATUS COMPLIES WITH CANADIAN ICES-003.

CET APPAREIL NUMÉRIQUE DE LA CLASSE B EST CONFORME À LA NORME NMB-003 DU CANADA.



HIT entertainment

Thomas & Friends™ Busy Books



CREATED BY BRIT ALLCROFT

Based on The Railway Series by The Reverend W Awdry. © 2007 Gullane (Thomas) Limited.

Thomas & Friends Letter Engine and Thomas & Friends are trademarks of Gullane (Thomas) Limited.

Thomas & Friends Letter Engine & Design is Reg. U.S. Pat. & Tm. Off.

© 2007 HIT Entertainment Limited. HIT and the HIT logo are trademarks of HIT Entertainment Limited.

© 2007 VTech

Printed in China

91-002269-000-000 (美)